

DANIELA DIFRANCESCO ANN FERGUSON

INVALSI BOOSTER



Comprehensive practice
for the INVALSI English Language Test
in **Scuola Secondaria di Primo Grado**

- 8 prove complete
- esercizi guidati ed *Exams strategies*
- tracce audio a due velocità
- prove computer-based



Libro digitale
su bSmart



CIVIC EDUCATION



AGENDA2030



CONTENTS	3
INTRODUZIONE	4
TEST 1 • GUIDED TEST • READING COMPREHENSION	6
TEST 1 • GUIDED TEST • LISTENING COMPREHENSION	32
TEST 2	59
TEST 3	81
TEST 4	103
TEST 5	125
TEST 6	147
TEST 7	169
TEST 8	191

KEY TO ICONS



tracce audio registrate a doppia velocità



INVALSIforAGENDA2030

argomenti che si riferiscono ai **17 Sustainable Goals dell'Agenda 2030 per lo Sviluppo Sostenibile**



INVALSIforCIVIC EDUCATION

argomenti previsti dal programma curricolare di **Educazione Civica**

1 GUIDED TEST

CEFR A2

TASK 5 ●●● MAKING PAPER

Read the text about how to make paper at home. Answer the questions (1-6). Use a maximum of 4 words. Write your answers in the boxes.

The first one (0) is an example.

How to make paper

Recycle old paper to make new paper. It's easy and beautiful!


Here's what you need.



Materials

newspapers and light-coloured paper
a few litres of water

- 1 electric kitchen blender
- 1 A4 size paper-making frame from an art shop
- 1 plastic container big enough to put the frame in
- 1 small towel
- 1 old bed sheet (or similar cotton material)
- 1 plastic knife



Directions

- 1 Tear paper up into very small pieces.
- 2 Fill the blender with the paper and cover with water.
- 3 Turn the blender on 'high' until water and paper are mixed into a 'pulp'.
- 4 Fill the plastic container 1/3 full of water.
- 5 Add three or four handfuls of pulp and mix well.
- 6 Lower the frame into the water and take it out. The pulp will stay on the frame.
- 7 Gently press it with a small towel to remove the water.
- 8 Put the bedsheet on a table and turn the frame over onto it.
- 9 Gently help the paper onto it with the plastic knife.
- 10 Repeat to make more pages.
- 11 Leave to dry for 24 hours. Put the pages inside books to press flat for 2 hours.

More information

Look online for extra tips about making different kinds of paper.

0 How much water do you need?	a few litres
1 What is 'pulp' made of?	
2 Where can you buy the paper-making frame?	
3 What is the knife made of?	
4 What speed should the blender be?	
5 How long should you leave the paper to dry for?	
6 Where should you look for more information?	

Answer Done

- 0** La risposta corretta è **a few litres** perché nella domanda viene chiesto *How much*, quindi implica una quantità. *A few litres of water* è presente nell'elenco dei materiali da utilizzare.

Answer Clues

- 1** Cosa si mette nel frullatore (*blender* – vedi la foto nella pagina accanto) per ottenere la *pulp*?
- 2** Per effettuare la procedura vanno acquistati alcuni materiali in un negozio specifico. Cerca lo *shop* menzionato nel testo.
- 3** È l'ultimo punto nell'elenco dei materiali da utilizzare.
- 4** Questa parola di solito indica quanto è alto qualcosa.
- 5** Nel testo vengono menzionate due durate. Leggi attentamente per capire a quale di esse si riferisce la domanda.
- 6** La risposta consiste in una sola parola.

Hints

- Questo Task è uguale al **Task 2**, ma leggermente più difficile.
- Presta attenzione al **titolo!** Riassume il contenuto del testo.
- Quando leggi le domande, individua le **parole chiave** che saranno essenziali per riconoscere facilmente le risposte. Le domande seguono sempre l'**ordine** delle informazioni che troverai nel testo.
- Puoi rispondere alle domande anche se non consoci il significato di tutte le parole del testo. La **grafica** e le **immagini** ti possono essere d'aiuto!

Final Checklist

- Hai letto attentamente prima il brano completo e poi le domande?
- Hai utilizzato non più di quattro parole per rispondere?
- Hai controllato che lo *spelling* delle risposte sia corretto?

ANSWER KEYS:

0 a few litres **1** paper and water **2** [from] an art shop
3 plastic **4** high **5** 24 hours **6** online

1 LISTENING COMPREHENSION

CEFR A2

TASK 6 ●●● MY SMALL WAY TO HELP THE PLANET

WHAT'S IN THIS EXERCISE?

Questo esercizio è presentato al livello **A2** del CEFR e consiste nella descrizione orale di un fatto o di una situazione da parte di una persona. Mentre ascolti dovrai rispondere ad alcune domande (1-5) usando non più di **quattro parole**, che scriverai nell'apposito spazio. La prima domanda (0) è un **esempio**. Ogni risposta corretta vale **un punto**.



Ascolterai il dialogo **due volte**. All'inizio avrai **20 secondi** per studiare le domande. Dovrai rispondere alle domande nel tempo che intercorre tra il primo avvio della registrazione e la fine del secondo ascolto. Alla fine del secondo ascolto avrai ulteriori **20 secondi** a disposizione per controllare le risposte.

EXAM STRATEGIES



DOs

- Leggi con attenzione il titolo. Ti aiuterà ad entrare in argomento. Lo stesso vale, in questo caso, per elementi a corredo quali l'indicazione degli Obiettivi dell'Agenda 2030 e di un tema INVALSI per l'educazione civica.
- Presta attenzione all'esempio, che è lì per aiutarti!
- Fai una prima rapida lettura delle domande per capire di cosa si tratta.
- Sottolinea nelle domande le parole chiave. Questo ti aiuterà a individuare durante l'ascolto le informazioni corrette.
- Trascrivi accanto a ogni domanda la risposta che ritieni corretta facendo attenzione a non superare il limite di quattro parole. Non importa che si tratti di frasi sintatticamente complete. Importa che le risposte siano comprensibili e corrette a livello di contenuto.



DON'Ts

- Non fornire risposte affrettate: sfrutta al massimo il tempo a tua disposizione e la possibilità di riascoltare il testo.
- Non preoccuparti e non bloccarti se non sai rispondere a una domanda: concentrati sulle successive e torna durante il secondo ascolto su quella che hai lasciato in sospeso.
- Non tralasciare nessuna risposta! Se non sai come rispondere a una domanda, cerca di formulare comunque una risposta che abbia qualche attinenza con quanto ti si chiede.
- Non allarmarti se senti parole di cui non conosci il significato. Non devi per forza comprendere ogni dettaglio per poter svolgere con successo questo tipo di esercizio.

TASK 6 ●●● MY SMALL WAY TO HELP THE PLANET

▶ 06 0.8 Listen to a girl talking about trying to help the environment. While listening, answer the questions below. Use a maximum of 4 words. Write your answers in the boxes.

The first one (0) is an example.

You will hear the recording twice.

You will have 20 seconds at the end of the second recording to complete your answers.

You now have 20 seconds to look at the task.



0 How old is Elizabeth?	14/fourteen years old
1 How long has she <u>not</u> bought new clothes for?	
2 What kind of shops does she buy her clothes from?	
3 What time period are the clothes mainly from?	
4 Where does she never throw clothes away?	
5 Why do her parents like the idea?	

Answer Done

- 0 La risposta corretta è **14 years old**. Elizabeth dice la sua età nella seconda frase della registrazione.

Answer Clues

- Fai attenzione a un numero di anni.
- È una tipologia di negozio che si contrappone all'industria della moda.
- Perché gli abiti che Elizabeth compra di seconda mano sono molto *cool*?
- La risposta corrisponde al posto dove si gettano le cose che non si utilizzano più. Inizia con una preposizione.
- Le quattro parole che servono per rispondere sono pronunciate dopo la parola "because".

Hints

- Durante l'ascolto ti verranno fornite **tutte le parole** necessarie per rispondere.
- Le domande seguono sempre l'**ordine** delle informazioni che ti verranno fornite nel corso dell'ascolto.
- Se non riesci a rispondere a una domanda, non preoccuparti! Potrai ascoltare anche una **seconda volta**.

Final Checklist

- Hai utilizzato non più di quattro parole per rispondere a ciascuna domanda?
- Hai controllato che lo *spelling* delle risposte sia corretto?

ANSWER KEYS:

- 0 14/fourteen years old 12/two years / [for] a long time
2 second hand shop 3 the 1990s 4 in the rubbish
5 it saves them money

TASK 3 ●●○ RESTAURANTS

Match the reviews of restaurants (A-E) with the sentences (1-6). You can use a review more than once. Write your answers in the boxes.

The first one (0) is an example.



A Name of restaurant: **Dave's Burgers** Stars: ★★☆☆☆
 Type of food: Fast food van
 When open: Monday-Sunday, 24 hours
 Comment: *Dave cooks great burgers and chips and he'll sell you an ice cream too. He also has veggie burgers made from rice and vegetables!*

B Name of restaurant: **Chopstix** Stars: ★★☆☆☆
 Type of food: Chinese
 When open: Tuesday-Saturday, 7pm to 11pm
 Comment: *All the usual Chinese favourites. Great food, but the service is a bit slow.*



C Name of restaurant: **The Captain's Table** Stars: ★★☆☆☆
 Type of food: Seafood
 When open: Thursday-Sunday, 6pm-12pm
 Comment: *The fish is perfectly cooked. Difficult to book a table – very popular.*

D Name of restaurant: **Moo** Stars: ★★☆☆☆
 Type of food: Steak House
 When open: Monday-Saturday, 12am-12pm
 Comment: *All the dishes are meat. The chef cooks it on a big barbecue on the terrace. Go there if you are very hungry.*




E Name of restaurant: **La Cucina** Stars: ★★☆☆☆
 Type of food: Italian
 When open: Monday-Sunday, 7pm-12pm
 Comment: *Traditional food, cooked with love. The chef likes to sing while she cooks!*

0 This restaurant is open 4 days a week.	C
1 This isn't a place for vegetarians.	
2 This restaurant is always full.	
3 This restaurant is always open.	
4 This restaurant is on wheels.	
5 You may need to wait a long time here.	
6 You will hear music in this restaurant.	



TASK 7 ●●○ A NEW KITTEN

 40  0.8 Listen to two friends talking about a kitten. While listening, choose the correct answer (A, B, C or D) for questions 1-5. Put a cross in the correct box. Only one answer is correct. **The first one (0) is an example.** You will hear the recording twice. You will have 20 seconds at the end of the second recording to complete your answers. You now have 20 seconds to look at the task.

0 Which is the picture of the kitten and its family?



1 Which one is the girl's kitten?





2 How old is the kitten now?



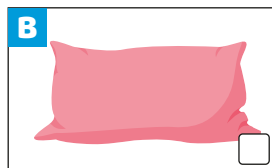
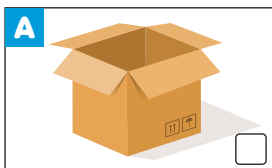
3 What is the kitten's name?



4 What does the kitten eat now?



5 Where does the kitten sleep?



TASK 6 ●●● **READING THE ROOM**

Read the interview with a person talking about 'reading the room'. Choose the correct answer (A, B, C or D) for the questions (1-5). Put a cross in the correct box. Only one answer is correct.

The first one (0) is an example.

What does reading the room mean?

Being able to 'read the room' means that you can see what a group of people are feeling or thinking without hearing them speak. If you don't know how to read the room it can be difficult to be accepted into a group, or make new friends.

How can I do it?

When you enter a group of people, try to listen for a while. It's harder to read the room while you are talking, so this is your chance to observe. Find out what the conversation is about, and show interest by nodding and smiling. If you look at the ground or have a blank expression on your face, you will seem strange. Look at the body language of people around you. What do their faces say? Are they smiling and open? Who is everyone looking at and listening to? Try to understand the mood of the group.

What should I say?

When you speak, don't just talk about yourself or try to give lots of information about things you are interested in.

A conversation is more than one person speaking.

You don't want to be boring.

Notice other people's reactions when you are speaking.

Are they rolling their eyes or looking at other people.

Are they turning their bodies away from you? Or are they smiling, looking at you and listening? If you feel a negative response, you should probably try talking to another group of people. Seeing these things is being able to read the room.



0 Why is it important to be able to 'read the room'?

- A It shows you are intelligent.
- B It makes you feel good.
- C It helps you fit in with people.
- D It means you don't have to listen.

1 What should you do first when you enter a group?

- A listen
- B start talking
- C ask questions
- D shake hands

2 When you are observing you should

- A look down.
- B stay very still.
- C look interested.
- D join the conversation.

3 Make sure your conversation

- A is full of facts and details.
- B is on a topic you find interesting.
- C is about you.
- D allows other people to speak.

4 A positive reaction to you is when people

- A listen to you.
- B roll their eyes.
- C look at others.
- D turn their bodies away.

5 What should you do if people act negatively?

- A Keep trying.
- B Repeat what you said.
- C Talk to other people.
- D Smile at them.

TASK 1 ●●● AT THE ART SHOW

67 0.8 Listen to a boy and girl talking at an art show. While listening, choose the correct answer (A, B, C or D) for questions 1-6. Put a cross in the correct box. Only one answer is correct.



The first one (0) is an example.

You will hear the recording twice.


You will have 20 seconds at the end of the second recording to complete your answers.

You now have 20 seconds to look at the task.



0 Where are the boy and girl?




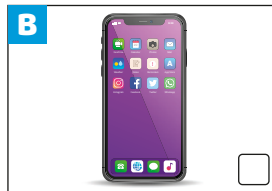
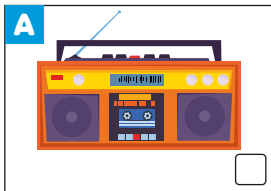
1 Which is the boy's favourite picture?



2 Which is the winning painting?



3 How did the boy hear the news?



4 What is the order of the information on the information cards?

A

Artist's name
Name of school
Title of painting

B

Name of school
Artist's name
Title of painting

C

Title of painting
Artist's name
Name of school

D

Artist's name
Title of painting
Name of school

5 Which is the boy's painting?



6 What month did the boy start his painting?

A

November

B

December

C

January

D

February

TASK7 ●●● MAKING A CUP OF TEA

Read the text. For questions 1-7, put the events (A-I) in the correct order in which they take place when you make a cup of tea. There is one event you do not need.

The first one (0) is an example.

Making a cup of tea

0	C
1	
2	
3	
4	
5	
6	
7	

A	Drink your tea.
B	Boil the kettle.
C	First fill the kettle with water.
D	Jiggle the teabag for a few seconds.
E	Pour boiling water on the teabag.
F	Put a teabag in a teacup.
G	Put coffee in the cup.
H	Put the teabag in the rubbish bin.
I	Take the teabag out of the cup.



TASK 11 ●●● BEING A BARBER

 88  0.8 Listen to a barber talking about his job.

While listening to the speaker's answers (1-6), match them with the interviewer's questions (A-H).

There is one question that you do not need.

The first one (0) is an example.

You will hear the recording twice.

You will have 20 seconds at the end of the second recording to complete your answers.

You now have 20 seconds to look at the task.

Interviewer's questions

A	Do you charge much money?
B	How is it different from working with women?
C	What part of the job was a surprise for you?
D	<i>When did you become a barber?</i>
E	Why do men need help with their beards?
F	Do you only have young clients?
G	Who is your favourite client?
H	Why did you make the change from hairdressing?

0	D
Q1	
Q2	
Q3	
Q4	
Q5	
Q6	



Now download your SELF EVALUATION table!