

Play Station Project



Telescope

Make a telescope.

You need:

a big plastic bottle



a magnifying glass with a handle



a pair of scissors

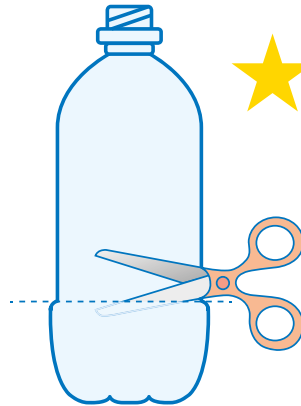


sticky tape




Ask an adult to help you with the cutting.

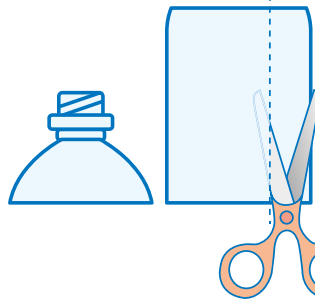
1 Cut off the bottom section of the bottle and remove.



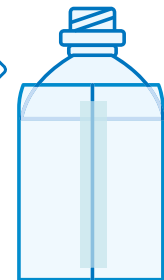
2 Cut off the top section of the bottle and remove.



3 Cut the remaining middle section of the bottle to open it up.



4 Attach the middle section of the bottle (now a strip) to the top section of the bottle using the sticky tape.



5 Put the magnifying glass near to the bottom part of the telescope. Now look through your telescope. What can you see?

